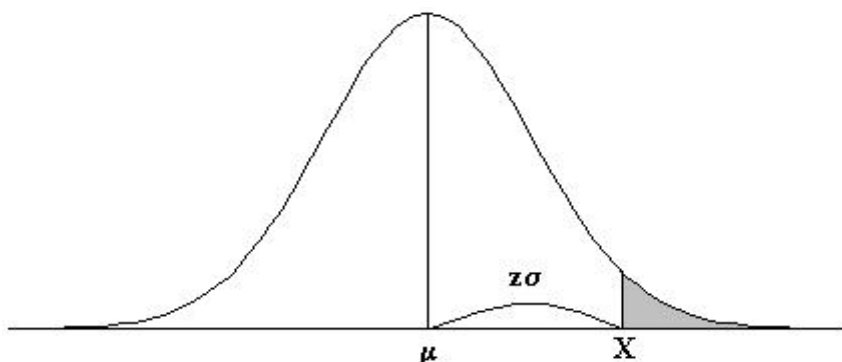


TABLA 1: DISTRIBUCIÓN NORMAL

Áreas bajo la curva normal



Ejemplo:

$$Z = \frac{X - \mu}{\sigma}$$

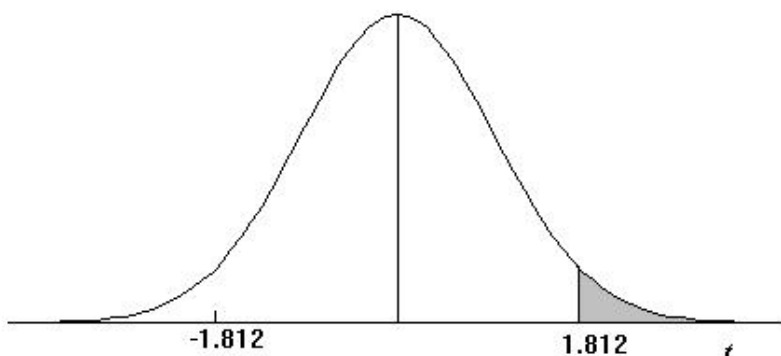
$$P [Z > 1] = 0.1587$$

$$P [Z > 1.96] = 0.0250$$

Desv. normal x	0.00	0.01	0.02	0.03	0.04	0.05	0.06	0.07	0.08	0.09
0.0	0.5000	0.4960	0.4920	0.4880	0.4840	0.4801	0.4761	0.4721	0.4681	0.4641
0.1	0.4602	0.4562	0.4522	0.4483	0.4443	0.4404	0.4364	0.4325	0.4286	0.4247
0.2	0.4207	0.4168	0.4129	0.4090	0.4052	0.4013	0.3974	0.3936	0.3897	0.3859
0.3	0.3821	0.3783	0.3745	0.3707	0.3669	0.3632	0.3594	0.3557	0.3520	0.3483
0.4	0.3446	0.3409	0.3372	0.3336	0.3300	0.3264	0.3228	0.3192	0.3156	0.3121
0.5	0.3085	0.3050	0.3015	0.2981	0.2946	0.2912	0.2877	0.2843	0.2810	0.2776
0.6	0.2743	0.2709	0.2676	0.2643	0.2611	0.2578	0.2546	0.2514	0.2483	0.2451
0.7	0.2420	0.2389	0.2358	0.2327	0.2296	0.2266	0.2236	0.2206	0.2177	0.2148
0.8	0.2119	0.2090	0.2061	0.2033	0.2005	0.1977	0.1949	0.1922	0.1894	0.1867
0.9	0.1841	0.1814	0.1788	0.1762	0.1736	0.1711	0.1685	0.1660	0.1635	0.1611
1.0	0.1587	0.1562	0.1539	0.1515	0.1492	0.1469	0.1446	0.1423	0.1401	0.1379
1.1	0.1357	0.1335	0.1314	0.1292	0.1271	0.1251	0.1230	0.1210	0.1190	0.1170
1.2	0.1151	0.1131	0.1112	0.1093	0.1075	0.1056	0.1038	0.1020	0.1003	0.0985
1.3	0.0968	0.0951	0.0934	0.0918	0.0901	0.0885	0.0869	0.0853	0.0838	0.0823
1.4	0.0808	0.0793	0.0778	0.0764	0.0749	0.0735	0.0721	0.0708	0.0694	0.0681
1.5	0.0668	0.0655	0.0643	0.0630	0.0618	0.0606	0.0594	0.0582	0.0571	0.0559
1.6	0.0548	0.0537	0.0526	0.0516	0.0505	0.0495	0.0485	0.0475	0.0465	0.0455
1.7	0.0446	0.0436	0.0427	0.0418	0.0409	0.0401	0.0392	0.0384	0.0375	0.0367
1.8	0.0359	0.0351	0.0344	0.0336	0.0329	0.0322	0.0314	0.0307	0.0301	0.0294
1.9	0.0287	0.0281	0.0274	0.0268	0.0262	0.0256	0.0250	0.0244	0.0239	0.0233
2.0	0.0228	0.0222	0.0217	0.0212	0.0207	0.0202	0.0197	0.0192	0.0188	0.0183
2.1	0.0179	0.0174	0.0170	0.0166	0.0162	0.0158	0.0154	0.0150	0.0146	0.0143
2.2	0.0139	0.0136	0.0132	0.0129	0.0125	0.0122	0.0119	0.0116	0.0113	0.0110
2.3	0.0107	0.0104	0.0102	0.0099	0.0096	0.0094	0.0091	0.0089	0.0087	0.0084
2.4	0.0082	0.0080	0.0078	0.0075	0.0073	0.0071	0.0069	0.0068	0.0066	0.0064
2.5	0.0062	0.0060	0.0059	0.0057	0.0055	0.0054	0.0052	0.0051	0.0049	0.0048
2.6	0.0047	0.0045	0.0044	0.0043	0.0041	0.0040	0.0039	0.0038	0.0037	0.0036
2.7	0.0035	0.0034	0.0033	0.0032	0.0031	0.0030	0.0029	0.0028	0.0027	0.0026
2.8	0.0026	0.0025	0.0024	0.0023	0.0023	0.0022	0.0021	0.0021	0.0020	0.0019
2.9	0.0019	0.0018	0.0018	0.0017	0.0016	0.0016	0.0015	0.0015	0.0014	0.0014
3.0	0.0013	0.0013	0.0013	0.0012	0.0012	0.0011	0.0011	0.0011	0.0010	0.0010

TABLA 2: DISTRIBUCIÓN t DE STUDENT

Puntos de porcentaje de la distribución t



Ejemplo

Para $\phi = 10$ grados de libertad:

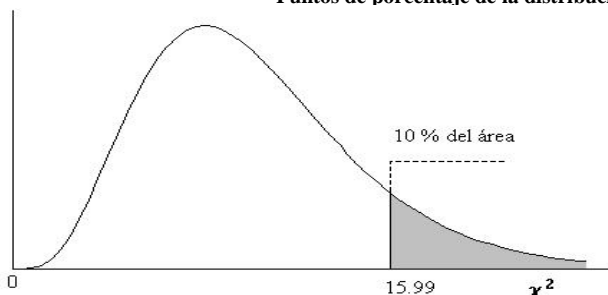
$$P[t > 1.812] = 0.05$$

$$P[t < -1.812] = 0.05$$

α r	0,25	0,2	0,15	0,1	0,05	0,025	0,01	0,005	0,0005
1	1,000	1,376	1,963	3,078	6,314	12,706	31,821	63,656	636,578
2	0,816	1,061	1,386	1,886	2,920	4,303	6,965	9,925	31,600
3	0,765	0,978	1,250	1,638	2,353	3,182	4,541	5,841	12,924
4	0,741	0,941	1,190	1,533	2,132	2,776	3,747	4,604	8,610
5	0,727	0,920	1,156	1,476	2,015	2,571	3,365	4,032	6,869
6	0,718	0,906	1,134	1,440	1,943	2,447	3,143	3,707	5,959
7	0,711	0,896	1,119	1,415	1,895	2,365	2,998	3,499	5,408
8	0,706	0,889	1,108	1,397	1,860	2,306	2,896	3,355	5,041
9	0,703	0,883	1,100	1,383	1,833	2,262	2,821	3,250	4,781
10	0,700	0,879	1,093	1,372	1,812	2,228	2,764	3,169	4,587
11	0,697	0,876	1,088	1,363	1,796	2,201	2,718	3,106	4,437
12	0,695	0,873	1,083	1,356	1,782	2,179	2,681	3,055	4,318
13	0,694	0,870	1,079	1,350	1,771	2,160	2,650	3,012	4,221
14	0,692	0,868	1,076	1,345	1,761	2,145	2,624	2,977	4,140
15	0,691	0,866	1,074	1,341	1,753	2,131	2,602	2,947	4,073
16	0,690	0,865	1,071	1,337	1,746	2,120	2,583	2,921	4,015
17	0,689	0,863	1,069	1,333	1,740	2,110	2,567	2,898	3,965
18	0,688	0,862	1,067	1,330	1,734	2,101	2,552	2,878	3,922
19	0,688	0,861	1,066	1,328	1,729	2,093	2,539	2,861	3,883
20	0,687	0,860	1,064	1,325	1,725	2,086	2,528	2,845	3,850
21	0,686	0,859	1,063	1,323	1,721	2,080	2,518	2,831	3,819
22	0,686	0,858	1,061	1,321	1,717	2,074	2,508	2,819	3,792
23	0,685	0,858	1,060	1,319	1,714	2,069	2,500	2,807	3,768
24	0,685	0,857	1,059	1,318	1,711	2,064	2,492	2,797	3,745
25	0,684	0,856	1,058	1,316	1,708	2,060	2,485	2,787	3,725
26	0,684	0,856	1,058	1,315	1,706	2,056	2,479	2,779	3,707
27	0,684	0,855	1,057	1,314	1,703	2,052	2,473	2,771	3,689
28	0,683	0,855	1,056	1,313	1,701	2,048	2,467	2,763	3,674
29	0,683	0,854	1,055	1,311	1,699	2,045	2,462	2,756	3,660
30	0,683	0,854	1,055	1,310	1,697	2,042	2,457	2,750	3,646
40	0,681	0,851	1,050	1,303	1,684	2,021	2,423	2,704	3,551
60	0,679	0,848	1,045	1,296	1,671	2,000	2,390	2,660	3,460
120	0,677	0,845	1,041	1,289	1,658	1,980	2,358	2,617	3,373
∞	0,674	0,842	1,036	1,282	1,645	1,960	2,326	2,576	3,290

TABLA 3: DISTRIBUCIÓN χ^2

Puntos de porcentaje de la distribución χ^2



Ejemplo:

Para $\phi = 10$ grados de libertad

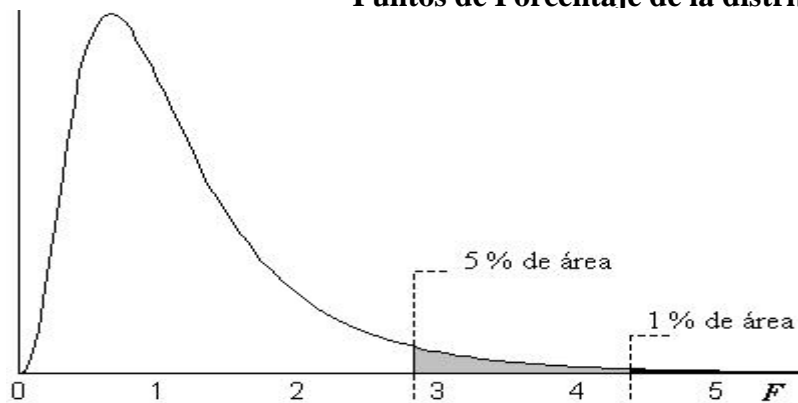
$$P[\chi^2 > 15.99] = 0.10$$

$\phi \backslash \pi$	0.995	0.99	0.975	0.95	0.9	0.75	0.5	0.25	0.1	0.05	0.025	0.01	0.005	$\pi \backslash \phi$
1	3.93E-05	1.57E-04	9.82E-04	3.93E-03	1.58E-02	0.102	0.455	1.323	2.71	3.84	5.02	6.63	7.88	1
2	1.00E-02	2.01E-02	5.06E-02	0.103	0.211	0.575	1.386	2.77	4.61	5.99	7.38	9.21	10.60	2
3	7.17E-02	0.115	0.216	0.352	0.584	1.213	2.37	4.11	6.25	7.81	9.35	11.34	12.84	3
4	0.207	0.297	0.484	0.711	1.064	1.923	3.36	5.39	7.78	9.49	11.14	13.28	14.86	4
5	0.412	0.554	0.831	1.145	1.610	2.67	4.35	6.63	9.24	11.07	12.83	15.09	16.75	5
6	0.676	0.872	1.237	1.635	2.20	3.45	5.35	7.84	10.64	12.59	14.45	16.81	18.55	6
7	0.989	1.239	1.690	2.17	2.83	4.25	6.35	9.04	12.02	14.07	16.01	18.48	20.3	7
8	1.344	1.647	2.18	2.73	3.49	5.07	7.34	10.22	13.36	15.51	17.53	20.1	22.0	8
9	1.735	2.09	2.70	3.33	4.17	5.90	8.34	11.39	14.68	16.92	19.02	21.7	23.6	9
10	2.16	2.56	3.25	3.94	4.87	6.74	9.34	12.55	15.99	18.31	20.5	23.2	25.2	10
11	2.60	3.05	3.82	4.57	5.58	7.58	10.34	13.70	17.28	19.68	21.9	24.7	26.8	11
12	3.07	3.57	4.40	5.23	6.30	8.44	11.34	14.85	18.55	21.0	23.3	26.2	28.3	12
13	3.57	4.11	5.01	5.89	7.04	9.30	12.34	15.98	19.81	22.4	24.7	27.7	29.8	13
14	4.07	4.66	5.63	6.57	7.79	10.17	13.34	17.12	21.1	23.7	26.1	29.1	31.3	14
15	4.60	5.23	6.26	7.26	8.55	11.04	14.34	18.25	22.3	25.0	27.5	30.6	32.8	15
16	5.14	5.81	6.91	7.96	9.31	11.91	15.34	19.37	23.5	26.3	28.8	32.0	34.3	16
17	5.70	6.41	7.56	8.67	10.09	12.79	16.34	20.5	24.8	27.6	30.2	33.4	35.7	17
18	6.26	7.01	8.23	9.39	10.86	13.68	17.34	21.6	26.0	28.9	31.5	34.8	37.2	18
19	6.84	7.63	8.91	10.12	11.65	14.56	18.34	22.7	27.2	30.1	32.9	36.2	38.6	19
20	7.43	8.26	9.59	10.85	12.44	15.45	19.34	23.8	28.4	31.4	34.2	37.6	40.0	20
21	8.03	8.90	10.28	11.59	13.24	16.34	20.3	24.9	29.6	32.7	35.5	38.9	41.4	21
22	8.64	9.54	10.98	12.34	14.04	17.24	21.3	26.0	30.8	33.9	36.8	40.3	42.8	22
23	9.26	10.20	11.69	13.09	14.85	18.14	22.3	27.1	32.0	35.2	38.1	41.6	44.2	23
24	9.89	10.86	12.40	13.85	15.66	19.04	23.3	28.2	33.2	36.4	39.4	43.0	45.6	24
25	10.52	11.52	13.12	14.61	16.47	19.94	24.3	29.3	34.4	37.7	40.6	44.3	46.9	25
26	11.16	12.20	13.84	15.38	17.29	20.8	25.3	30.4	35.6	38.9	41.9	45.6	48.3	26
27	11.81	12.88	14.57	16.15	18.11	21.7	26.3	31.5	36.7	40.1	43.2	47.0	49.6	27
28	12.46	13.56	15.31	16.93	18.94	22.7	27.3	32.6	37.9	41.3	44.5	48.3	51.0	28
29	13.12	14.26	16.05	17.71	19.77	23.6	28.3	33.7	39.1	42.6	45.7	49.6	52.3	29
30	13.79	14.95	16.79	18.49	20.6	24.5	29.3	34.8	40.3	43.8	47.0	50.9	53.7	30
40	20.7	22.2	24.4	26.5	29.1	33.7	39.3	45.6	51.8	55.8	59.3	63.7	66.8	40
50	28.0	29.7	32.4	34.8	37.7	42.9	49.3	56.3	63.2	67.5	71.4	76.2	79.5	50
60	35.5	37.5	40.5	43.2	46.5	52.3	59.3	67.0	74.4	79.1	83.3	88.4	92.0	60
70	43.3	45.4	48.8	51.7	55.3	61.7	69.3	77.6	85.5	90.5	95.0	100.4	104.2	70
80	51.2	53.5	57.2	60.4	64.3	71.1	79.3	88.1	96.6	101.9	106.6	112.3	116.3	80
90	59.2	61.8	65.6	69.1	73.3	80.6	89.3	98.6	107.6	113.1	118.1	124.1	128.3	90
100	67.3	70.1	74.2	77.9	82.4	90.1	99.3	109.1	118.5	124.3	129.6	135.8	140.2	100
Z_α	-2.58	-2.33	-1.96	-1.64	-1.28	-0.674	0.000	0.674	1.282	1.645	1.96	2.33	2.58	Z_α

Para $\phi > 100$ tómesese $\chi^2 = \frac{1}{2} \left(Z_\alpha + \sqrt{2\phi - 1} \right)^2$. Z_α es la desviación normal estandarizada correspondiente al nivel de significancia y se muestra en la parte superior de la tabla.

TABLA 4: DISTRIBUCIÓN F DE FISHER

Puntos de Porcentaje de la distribución F



Ejemplo:

Para $n_1 = 9, n_2 = 12$ grados de libertad:

$$P[F > 2.80] = 0.05$$

$$P[F > 4.39] = 0.01$$

n ₂	5 % (normal) y 1 % (negritas) puntos para la distribución de F																										n ₂
	n ₁ grados de libertad (para el mayor cuadrado medio)																										
	1	2	3	4	5	6	7	8	9	10	11	12	14	16	20	24	30	40	50	75	100	200	500	∞			
1	161	199	216	225	230	234	237	239	241	242	243	244	245	246	248	249	250	251	252	253	253	254	254	254	254	1	
	4052	4999	5404	5624	5764	5859	5928	5981	6022	6056	6083	6107	6143	6170	6209	6234	6260	6286	6302	6324	6334	6350	6360	6366			
2	18.51	19.00	19.16	19.25	19.30	19.33	19.35	19.37	19.38	19.40	19.40	19.41	19.42	19.43	19.45	19.45	19.46	19.47	19.48	19.48	19.49	19.49	19.49	19.50	19.50	2	
	98.50	99.00	99.16	99.25	99.30	99.33	99.36	99.38	99.39	99.40	99.41	99.42	99.43	99.44	99.45	99.46	99.47	99.48	99.48	99.48	99.49	99.49	99.50	99.50			
3	10.13	9.55	9.28	9.12	9.01	8.94	8.89	8.85	8.81	8.79	8.76	8.74	8.71	8.69	8.66	8.64	8.62	8.59	8.58	8.56	8.55	8.54	8.53	8.53	3		
	34.12	30.82	29.46	28.71	28.24	27.91	27.67	27.49	27.34	27.23	27.13	27.05	26.92	26.83	26.69	26.60	26.50	26.41	26.35	26.28	26.24	26.18	26.15	26.13			
4	7.71	6.94	6.59	6.39	6.26	6.16	6.09	6.04	6.00	5.96	5.94	5.91	5.87	5.84	5.80	5.77	5.75	5.72	5.70	5.68	5.66	5.65	5.64	5.63	4		
	21.20	18.00	16.69	15.98	15.52	15.21	14.98	14.80	14.66	14.55	14.45	14.37	14.25	14.15	14.02	13.93	13.84	13.75	13.69	13.61	13.58	13.52	13.49	13.46			
5	6.61	5.79	5.41	5.19	5.05	4.95	4.88	4.82	4.77	4.74	4.70	4.68	4.64	4.60	4.56	4.53	4.50	4.46	4.44	4.42	4.41	4.39	4.37	4.37	5		
	16.26	13.27	12.06	11.39	10.97	10.67	10.46	10.29	10.16	10.05	9.96	9.89	9.77	9.68	9.55	9.47	9.38	9.29	9.24	9.17	9.13	9.08	9.04	9.02			
6	5.99	5.14	4.76	4.53	4.39	4.28	4.21	4.15	4.10	4.06	4.03	4.00	3.96	3.92	3.87	3.84	3.81	3.77	3.75	3.73	3.71	3.69	3.68	3.67	6		
	13.75	10.92	9.78	9.15	8.75	8.47	8.26	8.10	7.98	7.87	7.79	7.72	7.60	7.52	7.40	7.31	7.23	7.14	7.09	7.02	6.99	6.93	6.90	6.88			
7	5.59	4.74	4.35	4.12	3.97	3.87	3.79	3.73	3.68	3.64	3.60	3.57	3.53	3.49	3.44	3.41	3.38	3.34	3.32	3.29	3.27	3.25	3.24	3.23	7		
	12.25	9.55	8.45	7.85	7.46	7.19	6.99	6.84	6.72	6.62	6.54	6.47	6.36	6.28	6.16	6.07	5.99	5.91	5.86	5.79	5.75	5.70	5.67	5.65			
8	5.32	4.46	4.07	3.84	3.69	3.58	3.50	3.44	3.39	3.35	3.31	3.28	3.24	3.20	3.15	3.12	3.08	3.04	3.02	2.99	2.97	2.95	2.94	2.93	8		
	11.26	8.65	7.59	7.01	6.63	6.37	6.18	6.03	5.91	5.81	5.73	5.67	5.56	5.48	5.36	5.28	5.20	5.12	5.07	5.00	4.96	4.91	4.88	4.86			
9	5.12	4.26	3.86	3.63	3.48	3.37	3.29	3.23	3.18	3.14	3.10	3.07	3.03	2.99	2.94	2.90	2.86	2.83	2.80	2.77	2.76	2.73	2.72	2.71	9		
	10.56	8.02	6.99	6.42	6.06	5.80	5.61	5.47	5.35	5.26	5.18	5.11	5.01	4.92	4.81	4.73	4.65	4.57	4.52	4.45	4.41	4.36	4.33	4.31			
10	4.96	4.10	3.71	3.48	3.33	3.22	3.14	3.07	3.02	2.98	2.94	2.91	2.86	2.83	2.77	2.74	2.70	2.66	2.64	2.60	2.59	2.56	2.55	2.54	10		
	10.04	7.56	6.55	5.99	5.64	5.39	5.20	5.06	4.94	4.85	4.77	4.71	4.60	4.52	4.41	4.33	4.25	4.17	4.12	4.05	4.01	3.96	3.93	3.91			

n_2	5 % (normal) y 1 % (negritas) puntos para la distribución de F																						n_2			
	n1 grados de libertad (para el mayor cuadrado medio)																									
	1	2	3	4	5	6	7	8	9	10	11	12	14	16	20	24	30	40	50	75	100	200		500	∞	
34	4.13 7.44	3.28 5.29	2.88 4.42	2.65 3.93	2.49 3.61	2.38 3.39	2.29 3.22	2.23 3.09	2.17 2.98	2.12 2.89	2.08 2.82	2.05 2.76	1.99 2.66	1.95 2.58	1.89 2.46	1.84 2.38	1.80 2.30	1.75 2.21	1.71 2.16	1.67 2.08	1.65 2.04	1.61 1.98	1.59 1.94	1.57 1.91	34	
36	4.11 7.40	3.26 5.25	2.87 4.38	2.63 3.89	2.48 3.57	2.36 3.35	2.28 3.18	2.21 3.05	2.15 2.95	2.11 2.86	2.07 2.79	2.03 2.72	1.98 2.62	1.93 2.54	1.87 2.43	1.82 2.35	1.78 2.26	1.73 2.18	1.69 2.12	1.65 2.04	1.62 2.00	1.59 1.94	1.56 1.90	1.55 1.87	36	
38	4.10 7.35	3.24 5.21	2.85 4.34	2.62 3.86	2.46 3.54	2.35 3.32	2.26 3.15	2.19 3.02	2.14 2.92	2.09 2.83	2.05 2.75	2.02 2.69	1.96 2.59	1.92 2.51	1.85 2.40	1.81 2.32	1.76 2.23	1.71 2.14	1.68 2.09	1.63 2.01	1.61 1.97	1.57 1.90	1.54 1.86	1.53 1.84	38	
40	4.08 7.31	3.23 5.18	2.84 4.31	2.61 3.83	2.45 3.51	2.34 3.29	2.25 3.12	2.18 2.99	2.12 2.89	2.08 2.80	2.04 2.73	2.00 2.66	1.95 2.56	1.90 2.48	1.84 2.37	1.79 2.29	1.74 2.20	1.69 2.11	1.66 2.06	1.61 1.98	1.59 1.94	1.55 1.87	1.53 1.83	1.51 1.81	40	
42	4.07 7.28	3.22 5.15	2.83 4.29	2.59 3.80	2.44 3.49	2.32 3.27	2.24 3.10	2.17 2.97	2.11 2.86	2.06 2.78	2.03 2.70	1.99 2.64	1.94 2.54	1.89 2.46	1.83 2.34	1.78 2.26	1.73 2.18	1.68 2.09	1.65 2.03	1.60 1.95	1.57 1.91	1.53 1.85	1.51 1.80	1.49 1.78	42	
44	4.06 7.25	3.21 5.12	2.82 4.26	2.58 3.78	2.43 3.47	2.31 3.24	2.23 3.08	2.16 2.95	2.10 2.84	2.05 2.75	2.01 2.68	1.98 2.62	1.92 2.52	1.88 2.44	1.81 2.32	1.77 2.24	1.72 2.15	1.67 2.07	1.63 2.01	1.59 1.93	1.56 1.89	1.52 1.82	1.49 1.78	1.48 1.75	44	
46	4.05 7.22	3.20 5.10	2.81 4.24	2.57 3.76	2.42 3.44	2.30 3.22	2.22 3.06	2.15 2.93	2.09 2.82	2.04 2.73	2.00 2.66	1.97 2.60	1.91 2.50	1.87 2.42	1.80 2.30	1.76 2.22	1.71 2.13	1.65 2.04	1.62 1.99	1.57 1.91	1.55 1.86	1.51 1.80	1.48 1.76	1.46 1.73	46	
48	4.04 7.19	3.19 5.08	2.80 4.22	2.57 3.74	2.41 3.43	2.29 3.20	2.21 3.04	2.14 2.91	2.08 2.80	2.03 2.71	1.99 2.64	1.96 2.58	1.90 2.48	1.86 2.40	1.79 2.28	1.75 2.20	1.70 2.12	1.64 2.02	1.61 1.97	1.56 1.89	1.54 1.84	1.49 1.78	1.47 1.73	1.45 1.70	48	
50	4.03 7.17	3.18 5.06	2.79 4.20	2.56 3.72	2.40 3.41	2.29 3.19	2.20 3.02	2.13 2.89	2.07 2.78	2.03 2.70	1.99 2.63	1.95 2.56	1.89 2.46	1.85 2.38	1.78 2.27	1.74 2.18	1.69 2.10	1.63 2.01	1.60 1.95	1.55 1.87	1.52 1.82	1.48 1.76	1.46 1.71	1.44 1.68	50	
55	4.02 7.12	3.16 5.01	2.77 4.16	2.54 3.68	2.38 3.37	2.27 3.15	2.18 2.98	2.11 2.85	2.06 2.75	2.01 2.66	1.97 2.59	1.93 2.53	1.88 2.42	1.83 2.34	1.76 2.23	1.72 2.15	1.67 2.06	1.61 1.97	1.58 1.91	1.53 1.83	1.50 1.78	1.46 1.71	1.43 1.67	1.41 1.64	55	
60	4.00 7.08	3.15 4.98	2.76 4.13	2.53 3.65	2.37 3.34	2.25 3.12	2.17 2.95	2.10 2.82	2.04 2.72	1.99 2.63	1.95 2.56	1.92 2.50	1.86 2.39	1.82 2.31	1.75 2.20	1.70 2.12	1.65 2.03	1.59 1.94	1.56 1.88	1.51 1.79	1.48 1.75	1.44 1.68	1.41 1.63	1.39 1.60	60	
65	3.99 7.04	3.14 4.95	2.75 4.10	2.51 3.62	2.36 3.31	2.24 3.09	2.15 2.93	2.08 2.80	2.03 2.69	1.98 2.61	1.94 2.53	1.89 2.47	1.85 2.37	1.80 2.29	1.73 2.17	1.69 2.09	1.63 2.00	1.58 1.91	1.54 1.85	1.49 1.77	1.46 1.72	1.42 1.65	1.39 1.60	1.37 1.57	65	
70	3.98 7.01	3.13 4.92	2.74 4.07	2.50 3.60	2.35 3.29	2.23 3.07	2.14 2.91	2.07 2.78	2.02 2.67	1.97 2.59	1.93 2.51	1.89 2.45	1.84 2.35	1.79 2.27	1.72 2.15	1.67 2.07	1.62 1.98	1.57 1.89	1.53 1.83	1.48 1.74	1.45 1.70	1.40 1.62	1.37 1.57	1.35 1.54	70	
80	3.96 6.96	3.11 4.88	2.72 4.04	2.49 3.56	2.33 3.26	2.21 3.04	2.13 2.87	2.06 2.74	2.00 2.64	1.95 2.55	1.91 2.48	1.88 2.42	1.82 2.31	1.77 2.23	1.70 2.12	1.65 2.03	1.60 1.94	1.54 1.85	1.51 1.79	1.45 1.70	1.43 1.65	1.38 1.58	1.35 1.53	1.33 1.50	80	
100	3.94 6.90	3.09 4.82	2.70 3.98	2.46 3.51	2.31 3.21	2.19 2.99	2.10 2.82	2.03 2.69	1.97 2.59	1.93 2.50	1.89 2.43	1.85 2.37	1.79 2.27	1.75 2.19	1.68 2.07	1.63 1.98	1.57 1.89	1.52 1.80	1.48 1.74	1.42 1.65	1.41 1.60	1.39 1.52	1.34 1.47	1.31 1.43	1.28 1.43	100
125	3.92 6.84	3.07 4.78	2.68 3.94	2.44 3.47	2.29 3.17	2.17 2.95	2.08 2.79	2.01 2.66	1.96 2.55	1.91 2.47	1.87 2.39	1.83 2.33	1.77 2.23	1.73 2.15	1.66 2.03	1.60 1.94	1.55 1.85	1.49 1.76	1.45 1.69	1.40 1.60	1.36 1.55	1.31 1.47	1.27 1.41	1.25 1.37	125	
150	3.90 6.81	3.06 4.75	2.66 3.91	2.43 3.45	2.27 3.14	2.16 2.92	2.07 2.76	2.00 2.63	1.94 2.53	1.89 2.44	1.85 2.37	1.82 2.31	1.76 2.20	1.71 2.12	1.64 2.00	1.59 1.92	1.54 1.83	1.48 1.73	1.44 1.66	1.38 1.57	1.34 1.52	1.29 1.43	1.25 1.38	1.22 1.33	150	
200	3.89 6.76	3.04 4.71	2.65 3.88	2.42 3.41	2.26 3.11	2.14 2.89	2.06 2.73	1.98 2.60	1.93 2.50	1.88 2.41	1.84 2.34	1.80 2.27	1.74 2.17	1.69 2.09	1.62 1.97	1.57 1.89	1.52 1.79	1.46 1.69	1.41 1.63	1.35 1.53	1.32 1.48	1.26 1.39	1.22 1.33	1.19 1.28	200	
400	3.86 6.70	3.02 4.66	2.63 3.83	2.39 3.37	2.24 3.06	2.12 2.85	2.03 2.68	1.96 2.56	1.90 2.45	1.85 2.37	1.81 2.29	1.78 2.23	1.72 2.13	1.67 2.05	1.60 1.92	1.54 1.84	1.49 1.75	1.42 1.64	1.38 1.58	1.32 1.48	1.28 1.42	1.22 1.32	1.17 1.25	1.13 1.19	400	
1000	3.85 6.66	3.00 4.63	2.61 3.80	2.38 3.34	2.22 3.04	2.11 2.82	2.02 2.66	1.95 2.53	1.89 2.43	1.84 2.34	1.80 2.27	1.76 2.20	1.70 2.10	1.65 2.02	1.58 1.90	1.53 1.81	1.47 1.72	1.41 1.61	1.36 1.54	1.30 1.44	1.26 1.38	1.19 1.28	1.13 1.19	1.08 1.12	1000	
∞	3.84 6.63	3.00 4.61	2.60 3.78	2.37 3.32	2.21 3.02	2.10 2.80	2.01 2.64	1.94 2.51	1.88 2.41	1.83 2.32	1.79 2.25	1.75 2.18	1.69 2.08	1.64 2.00	1.57 1.88	1.52 1.79	1.46 1.70	1.39 1.59	1.35 1.52	1.28 1.42	1.24 1.36	1.17 1.25	1.11 1.15	1.00 1.00	∞	

Table A-2
Models with an intercept (from Savin and White)

Durbin-Watson Statistic: 5 Per Cent Significance Points of dL and dU

n	k*=1		k*=2		k*=3		k*=4		k*=5		k*=6		k*=7		k*=8		k*=9		k*=10	
	dL	dU	dL	dU	dL	dU	dL	dU	dL	dU	dL	dU	dL	dU	dL	dU	dL	dU	dL	dU
6	0.610	1.400	----	----	----	----	----	----	----	----	----	----	----	----	----	----	----	----	----	----
7	0.700	1.356	0.467	1.896	----	----	----	----	----	----	----	----	----	----	----	----	----	----	----	----
8	0.763	1.332	0.559	1.777	0.367	2.287	----	----	----	----	----	----	----	----	----	----	----	----	----	----
9	0.824	1.320	0.629	1.699	0.455	2.128	0.296	2.588	----	----	----	----	----	----	----	----	----	----	----	----
10	0.879	1.320	0.697	1.641	0.525	2.016	0.376	2.414	0.243	2.822	----	----	----	----	----	----	----	----	----	----
11	0.927	1.324	0.758	1.604	0.595	1.928	0.444	2.283	0.315	2.645	0.203	3.004	----	----	----	----	----	----	----	----
12	0.971	1.331	0.812	1.579	0.658	1.864	0.512	2.177	0.380	2.506	0.268	2.832	0.171	3.149	----	----	----	----	----	----
13	1.010	1.340	0.861	1.562	0.715	1.816	0.574	2.094	0.444	2.390	0.328	2.692	0.230	2.985	0.147	3.266	----	----	----	----
14	1.045	1.350	0.905	1.551	0.767	1.779	0.632	2.030	0.505	2.296	0.389	2.572	0.286	2.848	0.200	3.111	0.127	3.360	----	----
15	1.077	1.361	0.946	1.543	0.814	1.750	0.685	1.977	0.562	2.220	0.447	2.471	0.343	2.727	0.251	2.979	0.175	3.216	0.111	3.438
16	1.106	1.371	0.982	1.539	0.857	1.728	0.734	1.935	0.615	2.157	0.502	2.388	0.398	2.624	0.304	2.860	0.222	3.090	0.155	3.304
17	1.133	1.381	1.015	1.536	0.897	1.710	0.779	1.900	0.664	2.104	0.554	2.318	0.451	2.537	0.356	2.757	0.272	2.975	0.198	3.184
18	1.158	1.391	1.046	1.535	0.933	1.696	0.820	1.872	0.710	2.060	0.603	2.258	0.502	2.461	0.407	2.668	0.321	2.873	0.244	3.073
19	1.180	1.401	1.074	1.536	0.967	1.685	0.859	1.848	0.752	2.023	0.649	2.206	0.549	2.396	0.456	2.589	0.369	2.783	0.290	2.974
20	1.201	1.411	1.100	1.537	0.998	1.676	0.894	1.828	0.792	1.991	0.691	2.162	0.595	2.339	0.502	2.521	0.416	2.704	0.336	2.885
21	1.221	1.420	1.125	1.538	1.026	1.669	0.927	1.812	0.829	1.964	0.731	2.124	0.637	2.290	0.546	2.461	0.461	2.633	0.380	2.806
22	1.239	1.429	1.147	1.541	1.053	1.662	0.958	1.797	0.863	1.940	0.769	2.090	0.677	2.246	0.588	2.407	0.504	2.571	0.424	2.735
23	1.257	1.437	1.168	1.543	1.078	1.660	0.986	1.785	0.895	1.920	0.804	2.061	0.715	2.208	0.628	2.360	0.545	2.514	0.465	2.670
24	1.273	1.446	1.188	1.546	1.101	1.656	1.013	1.775	0.925	1.902	0.837	2.035	0.750	2.174	0.666	2.318	0.584	2.464	0.506	2.613
25	1.288	1.454	1.206	1.550	1.123	1.654	1.038	1.767	0.953	1.886	0.868	2.013	0.784	2.144	0.702	2.280	0.621	2.419	0.544	2.560
26	1.302	1.461	1.224	1.553	1.143	1.652	1.062	1.759	0.979	1.873	0.897	1.992	0.816	2.117	0.735	2.246	0.657	2.379	0.581	2.513
27	1.316	1.469	1.240	1.556	1.162	1.651	1.084	1.753	1.004	1.861	0.925	1.974	0.845	2.093	0.767	2.216	0.691	2.342	0.616	2.470
28	1.328	1.476	1.255	1.560	1.181	1.650	1.104	1.747	1.028	1.850	0.951	1.959	0.874	2.071	0.798	2.188	0.723	2.309	0.649	2.431
29	1.341	1.483	1.270	1.563	1.198	1.650	1.124	1.743	1.050	1.841	0.975	1.944	0.900	2.052	0.826	2.164	0.753	2.278	0.681	2.396
30	1.352	1.489	1.284	1.567	1.214	1.650	1.143	1.739	1.071	1.833	0.998	1.931	0.926	2.034	0.854	2.141	0.782	2.251	0.712	2.363
31	1.363	1.496	1.297	1.570	1.229	1.650	1.160	1.735	1.090	1.825	1.020	1.920	0.950	2.018	0.879	2.120	0.810	2.226	0.741	2.333
32	1.373	1.502	1.309	1.574	1.244	1.650	1.177	1.732	1.109	1.819	1.041	1.909	0.972	2.004	0.904	2.102	0.836	2.203	0.769	2.306
33	1.383	1.508	1.321	1.577	1.258	1.651	1.193	1.730	1.127	1.813	1.061	1.900	0.994	1.991	0.927	2.085	0.861	2.181	0.796	2.281
34	1.393	1.514	1.333	1.580	1.271	1.652	1.208	1.728	1.144	1.808	1.079	1.891	1.015	1.978	0.950	2.069	0.885	2.162	0.821	2.257
35	1.402	1.519	1.343	1.584	1.283	1.653	1.222	1.726	1.160	1.803	1.097	1.884	1.034	1.967	0.971	2.054	0.908	2.144	0.845	2.236
36	1.411	1.525	1.354	1.587	1.295	1.654	1.236	1.724	1.175	1.799	1.114	1.876	1.053	1.957	0.991	2.041	0.930	2.127	0.868	2.216
37	1.419	1.530	1.364	1.590	1.307	1.655	1.249	1.723	1.190	1.795	1.131	1.870	1.071	1.948	1.011	2.029	0.951	2.112	0.891	2.197
38	1.427	1.535	1.373	1.594	1.318	1.656	1.261	1.722	1.204	1.792	1.146	1.864	1.088	1.939	1.029	2.017	0.970	2.098	0.912	2.180
39	1.435	1.540	1.382	1.597	1.328	1.658	1.273	1.722	1.218	1.789	1.161	1.859	1.104	1.932	1.047	2.007	0.990	2.085	0.932	2.164
40	1.442	1.544	1.391	1.600	1.338	1.659	1.285	1.721	1.230	1.786	1.175	1.854	1.120	1.924	1.064	1.997	1.008	2.072	0.952	2.149
45	1.475	1.566	1.430	1.615	1.383	1.666	1.336	1.720	1.287	1.776	1.238	1.835	1.189	1.895	1.139	1.958	1.089	2.022	1.038	2.088
50	1.503	1.585	1.462	1.628	1.421	1.674	1.378	1.721	1.335	1.771	1.291	1.822	1.246	1.875	1.201	1.930	1.156	1.986	1.110	2.044
55	1.528	1.601	1.490	1.641	1.452	1.681	1.414	1.724	1.374	1.768	1.334	1.814	1.294	1.861	1.253	1.909	1.212	1.959	1.170	2.010
60	1.549	1.616	1.514	1.652	1.480	1.689	1.444	1.727	1.408	1.767	1.372	1.808	1.335	1.850	1.298	1.894	1.260	1.939	1.222	1.984
65	1.567	1.629	1.536	1.662	1.503	1.696	1.471	1.731	1.438	1.767	1.404	1.805	1.370	1.843	1.336	1.882	1.301	1.923	1.266	1.964
70	1.583	1.641	1.554	1.672	1.525	1.703	1.494	1.735	1.464	1.768	1.433	1.802	1.401	1.838	1.369	1.874	1.337	1.910	1.305	1.948
75	1.598	1.652	1.571	1.680	1.543	1.709	1.515	1.739	1.487	1.770	1.458	1.801	1.428	1.834	1.399	1.867	1.369	1.901	1.339	1.935
80	1.611	1.662	1.586	1.688	1.560	1.715	1.534	1.743	1.507	1.772	1.480	1.801	1.453	1.831	1.425	1.861	1.397	1.893	1.369	1.925
85	1.624	1.671	1.600	1.696	1.575	1.721	1.550	1.747	1.525	1.774	1.500	1.801	1.474	1.829	1.448	1.857	1.422	1.886	1.396	1.916
90	1.635	1.679	1.612	1.703	1.589	1.726	1.566	1.751	1.542	1.776	1.518	1.801	1.494	1.827	1.469	1.854	1.445	1.881	1.420	1.909
95	1.645	1.687	1.623	1.709	1.602	1.732	1.579	1.755	1.557	1.778	1.535	1.802	1.512	1.827	1.489	1.852	1.465	1.877	1.442	1.903
100	1.654	1.694	1.634	1.715	1.613	1.736	1.592	1.758	1.571	1.780	1.550	1.803	1.528	1.826	1.506	1.850	1.484	1.874	1.462	1.898
150	1.720	1.747	1.706	1.760	1.693	1.774	1.679	1.788	1.665	1.802	1.651	1.817	1.637	1.832	1.622	1.846	1.608	1.862	1.593	1.877
200	1.758	1.779	1.748	1.789	1.738	1.799	1.728	1.809	1.718	1.820	1.707	1.831	1.697	1.841	1.686	1.852	1.675	1.863	1.665	1.874

*k' is the number of regressors excluding the intercept

Durbin-Watson Significance Tables

n	k*=11		k'=12		k'=13		k'=14		k'=15		k'=16		k'=17		k'=18		k'=19		k'=20		
	dL	dU	dL	dU	dL	dU	dL	dU	dL	dU	dL	dU	dL	dU	dL	dU	dL	dU	dL	dU	
16	0.098	3.503	-----	-----	-----	-----	-----	-----	-----	-----	-----	-----	-----	-----	-----	-----	-----	-----	-----	-----	-----
17	0.138	3.378	0.087	3.557	-----	-----	-----	-----	-----	-----	-----	-----	-----	-----	-----	-----	-----	-----	-----	-----	-----
18	0.177	3.265	0.123	3.441	0.078	3.603	-----	-----	-----	-----	-----	-----	-----	-----	-----	-----	-----	-----	-----	-----	-----
19	0.220	3.159	0.160	3.335	0.111	3.496	0.070	3.642	-----	-----	-----	-----	-----	-----	-----	-----	-----	-----	-----	-----	-----
20	0.263	3.063	0.200	3.234	0.145	3.395	0.100	3.542	0.063	3.676	-----	-----	-----	-----	-----	-----	-----	-----	-----	-----	-----
21	0.307	2.976	0.240	3.141	0.182	3.300	0.132	3.448	0.091	3.583	0.058	3.705	-----	-----	-----	-----	-----	-----	-----	-----	-----
22	0.349	2.897	0.281	3.057	0.220	3.211	0.166	3.358	0.120	3.495	0.083	3.619	0.052	3.731	-----	-----	-----	-----	-----	-----	-----
23	0.391	2.826	0.322	2.979	0.259	3.128	0.202	3.272	0.153	3.409	0.110	3.535	0.076	3.650	0.048	3.753	-----	-----	-----	-----	-----
24	0.431	2.761	0.362	2.908	0.297	3.053	0.239	3.193	0.186	3.327	0.141	3.454	0.101	3.572	0.070	3.678	0.044	3.773	-----	-----	-----
25	0.470	2.702	0.400	2.844	0.335	2.983	0.275	3.119	0.221	3.251	0.172	3.376	0.130	3.494	0.094	3.604	0.065	3.702	0.041	3.790	-----
26	0.508	2.649	0.438	2.784	0.373	2.919	0.312	3.051	0.256	3.179	0.205	3.303	0.160	3.420	0.120	3.531	0.087	3.632	0.060	3.724	-----
27	0.544	2.600	0.475	2.730	0.409	2.859	0.348	2.987	0.291	3.112	0.238	3.233	0.191	3.349	0.149	3.460	0.112	3.563	0.081	3.658	-----
28	0.578	2.555	0.510	2.680	0.445	2.805	0.383	2.928	0.325	3.050	0.271	3.168	0.222	3.283	0.178	3.392	0.138	3.495	0.104	3.592	-----
29	0.612	2.515	0.544	2.634	0.479	2.755	0.418	2.874	0.359	2.992	0.305	3.107	0.254	3.219	0.208	3.327	0.166	3.431	0.129	3.528	-----
30	0.643	2.477	0.577	2.592	0.512	2.708	0.451	2.823	0.392	2.937	0.337	3.050	0.286	3.160	0.238	3.266	0.195	3.368	0.156	3.465	-----
31	0.674	2.443	0.608	2.553	0.545	2.665	0.484	2.776	0.425	2.887	0.370	2.996	0.317	3.103	0.269	3.208	0.224	3.309	0.183	3.406	-----
32	0.703	2.411	0.638	2.517	0.576	2.625	0.515	2.733	0.457	2.840	0.401	2.946	0.349	3.050	0.299	3.153	0.253	3.252	0.211	3.348	-----
33	0.731	2.382	0.668	2.484	0.606	2.588	0.546	2.692	0.488	2.796	0.432	2.899	0.379	3.000	0.329	3.100	0.283	3.198	0.239	3.293	-----
34	0.758	2.355	0.695	2.454	0.634	2.554	0.575	2.654	0.518	2.754	0.462	2.854	0.409	2.954	0.359	3.051	0.312	3.147	0.267	3.240	-----
35	0.783	2.330	0.722	2.425	0.662	2.521	0.604	2.619	0.547	2.716	0.492	2.813	0.439	2.910	0.388	3.005	0.340	3.099	0.295	3.190	-----
36	0.808	2.306	0.748	2.398	0.689	2.492	0.631	2.586	0.575	2.680	0.520	2.774	0.467	2.868	0.417	2.961	0.369	3.053	0.323	3.142	-----
37	0.831	2.285	0.772	2.374	0.714	2.464	0.657	2.555	0.602	2.646	0.548	2.738	0.495	2.829	0.445	2.920	0.397	3.009	0.351	3.097	-----
38	0.854	2.265	0.796	2.351	0.739	2.438	0.683	2.526	0.628	2.614	0.575	2.703	0.522	2.792	0.472	2.880	0.424	2.968	0.378	3.054	-----
39	0.875	2.246	0.819	2.329	0.763	2.413	0.707	2.499	0.653	2.585	0.600	2.671	0.549	2.757	0.499	2.843	0.451	2.929	0.404	3.013	-----
40	0.896	2.228	0.840	2.309	0.785	2.391	0.731	2.473	0.678	2.557	0.626	2.641	0.575	2.724	0.525	2.808	0.477	2.829	0.430	2.974	-----
45	0.988	2.156	0.938	2.225	0.887	2.296	0.838	2.367	0.788	2.439	0.740	2.512	0.692	2.586	0.644	2.659	0.598	2.733	0.553	2.807	-----
50	1.064	2.103	1.019	2.163	0.973	2.225	0.927	2.287	0.882	2.350	0.836	2.414	0.792	2.479	0.747	2.544	0.703	2.610	0.660	2.675	-----
55	1.129	2.062	1.087	2.116	1.045	2.170	1.003	2.225	0.961	2.281	0.919	2.338	0.877	2.396	0.836	2.454	0.795	2.512	0.754	2.571	-----
60	1.184	2.031	1.145	2.079	1.106	2.127	1.068	2.177	1.029	2.227	0.990	2.278	0.951	2.330	0.913	2.382	0.874	2.434	0.836	2.487	-----
65	1.231	2.006	1.195	2.049	1.160	2.093	1.124	2.138	1.088	2.183	1.052	2.229	1.016	2.276	0.980	2.323	0.944	2.371	0.908	2.419	-----
70	1.272	1.987	1.239	2.026	1.206	2.066	1.172	2.106	1.139	2.148	1.105	2.189	1.072	2.232	1.038	2.275	1.005	2.318	0.971	2.362	-----
75	1.308	1.970	1.277	2.006	1.247	2.043	1.215	2.080	1.184	2.118	1.153	2.156	1.121	2.195	1.090	2.235	1.058	2.275	1.027	2.315	-----
80	1.340	1.957	1.311	1.991	1.283	2.024	1.253	2.059	1.224	2.093	1.195	2.129	1.165	2.165	1.136	2.201	1.106	2.238	1.076	2.275	-----
85	1.369	1.946	1.342	1.977	1.315	2.009	1.287	2.040	1.260	2.073	1.232	2.105	1.205	2.139	1.177	2.172	1.149	2.206	1.121	2.241	-----
90	1.395	1.937	1.369	1.966	1.344	1.995	1.318	2.025	1.292	2.055	1.266	2.085	1.240	2.116	1.213	2.148	1.187	2.179	1.160	2.211	-----
95	1.418	1.930	1.394	1.956	1.370	1.984	1.345	2.012	1.321	2.040	1.296	2.068	1.271	2.097	1.247	2.126	1.222	2.156	1.197	2.186	-----
100	1.439	1.923	1.416	1.948	1.393	1.974	1.371	2.000	1.347	2.026	1.324	2.053	1.301	2.080	1.277	2.108	1.253	2.135	1.229	2.164	-----
150	1.579	1.892	1.564	1.908	1.550	1.924	1.535	1.940	1.519	1.956	1.504	1.972	1.489	1.989	1.474	2.006	1.458	2.023	1.443	2.040	-----
200	1.654	1.885	1.643	1.896	1.632	1.908	1.621	1.919	1.610	1.931	1.599	1.943	1.588	1.955	1.576	1.967	1.565	1.979	1.554	1.991	-----

*K' is the number of regressors excluding the intercept